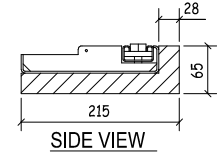
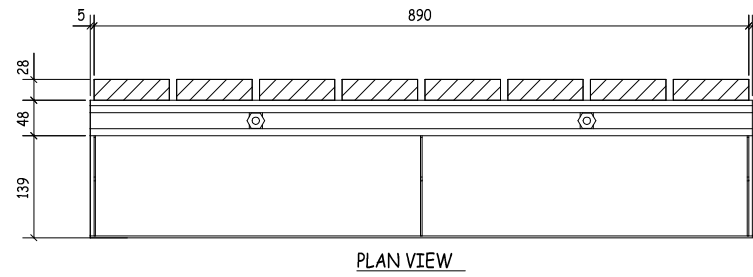


Options for bolt up brick faced steel backed units to be fixed to underside of masonry support units (supplied by others).

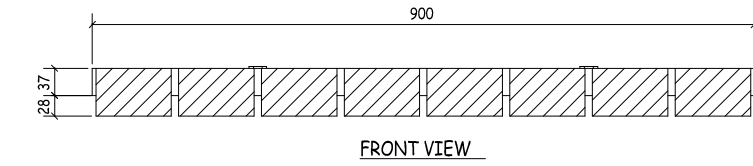
Header course 65mm high on face, 215mm faced soffit



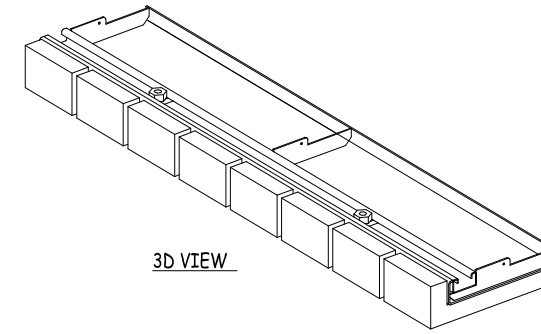
PLEASE NOTE BRICK SLIP IS 25MM, WITH 3MM ALLOWANCE FOR BONDING.



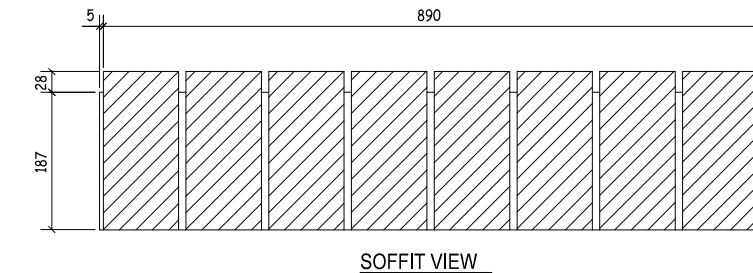
PLAN VIEW



FRONT VIEW



3D VIEW



SOFFIT VIEW

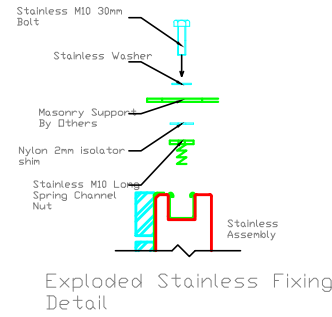
DISCLAIMER: FAB-STEEL LIMITED ACCEPTS NO LIABILITY WITH RESPECT TO DRAWING ACCURACY OR QUANTITIES SHOWN. ALL DRAWINGS SHOULD BE APPROVED BY THE PROJECT PROFESSIONALS BEFORE PLACING ANY ORDER. CONTENTS OF THIS DRAWING REMAINS THE PROPERTY OF FAB-STEEL LIMITED AND NO REPRODUCTION WITHOUT WRITTEN PERMISSION IS ALLOWED.

NOTES

1. DO NOT SCALE FROM THIS DRAWING

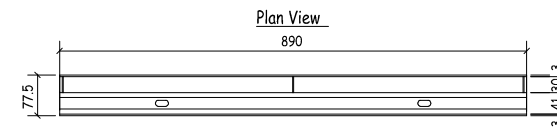
NOTE

Typical masonry support slot sizes and spacing for bolt up brick faced units

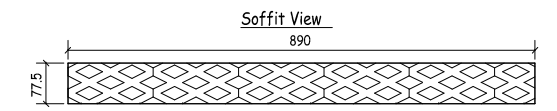


Exploded Stainless Fixing Detail

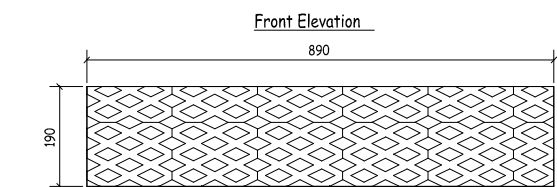
Soldier course 215mm high on face, 102mm faced soffit



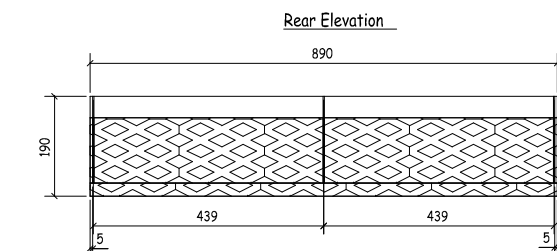
Plan View



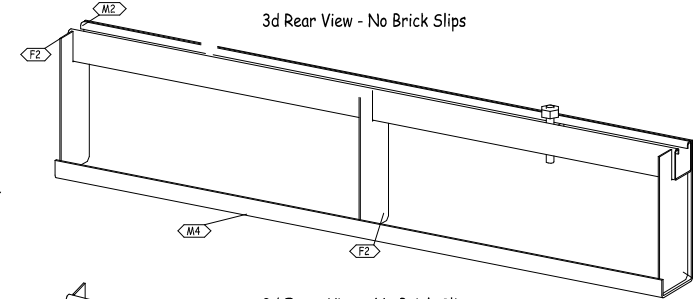
Soffit View



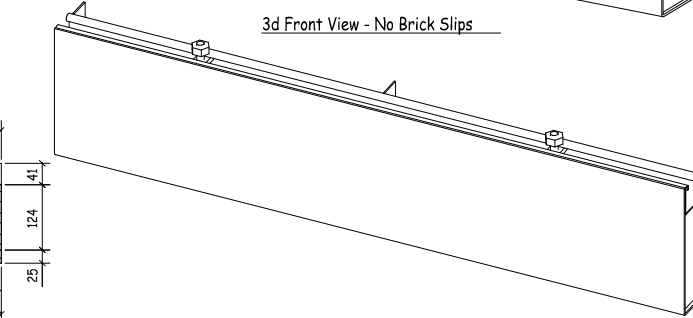
Front Elevation



Rear Elevation

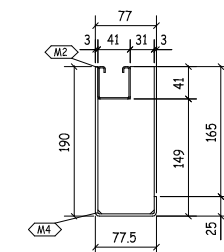


3d Rear View - No Brick Slips

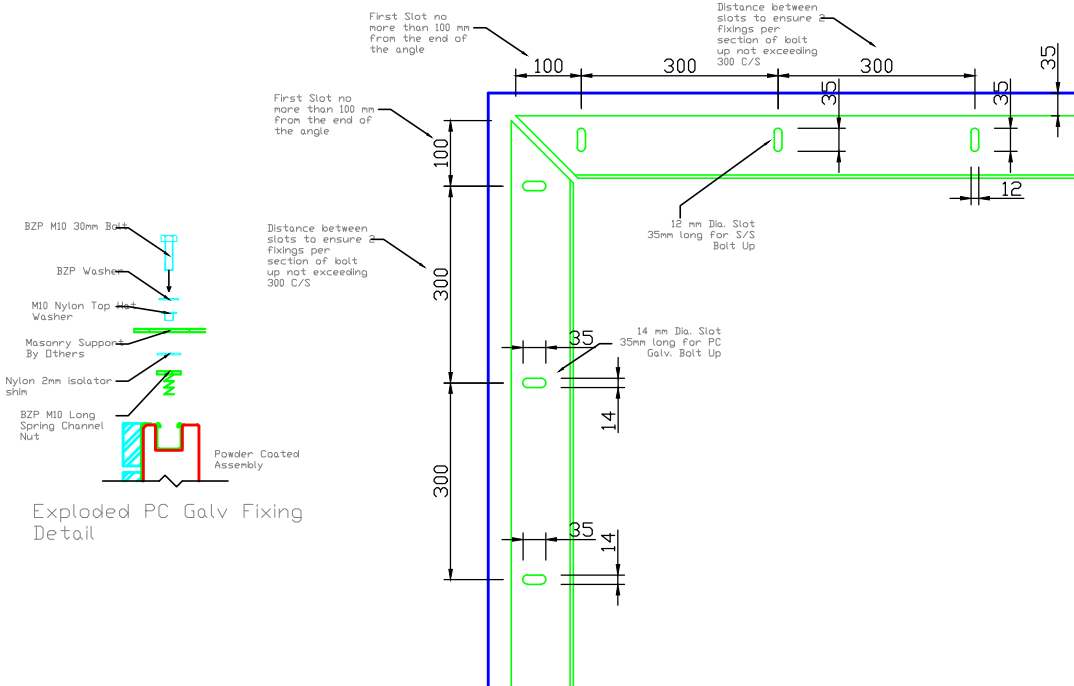
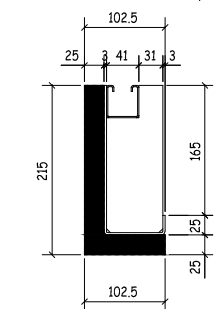


3d Front View - No Brick Slips

Section A-A - No Brick Slips



Section A-A - With Brick Slips



Other bond patterns, face and soffit dimensions available on request.

REV	REV DATE	PURPOSE OF REVISION
 <a href="http://www.fab-steel.co.uk">www.fab-steel.co.uk</a>		
Client .....		
Project .....		
Drawing Title <b>Pro-steel bolt up units</b>		
Status <b>FOR APPROVAL</b>		
Scale	As Noted at A3	DO NOT SCALE
Date	10.11.17	
Dwg NO	6367.1001	Rev -
This drawing is not to be used in whole or part other than for the intended purpose and project as defined on this drawing.		