

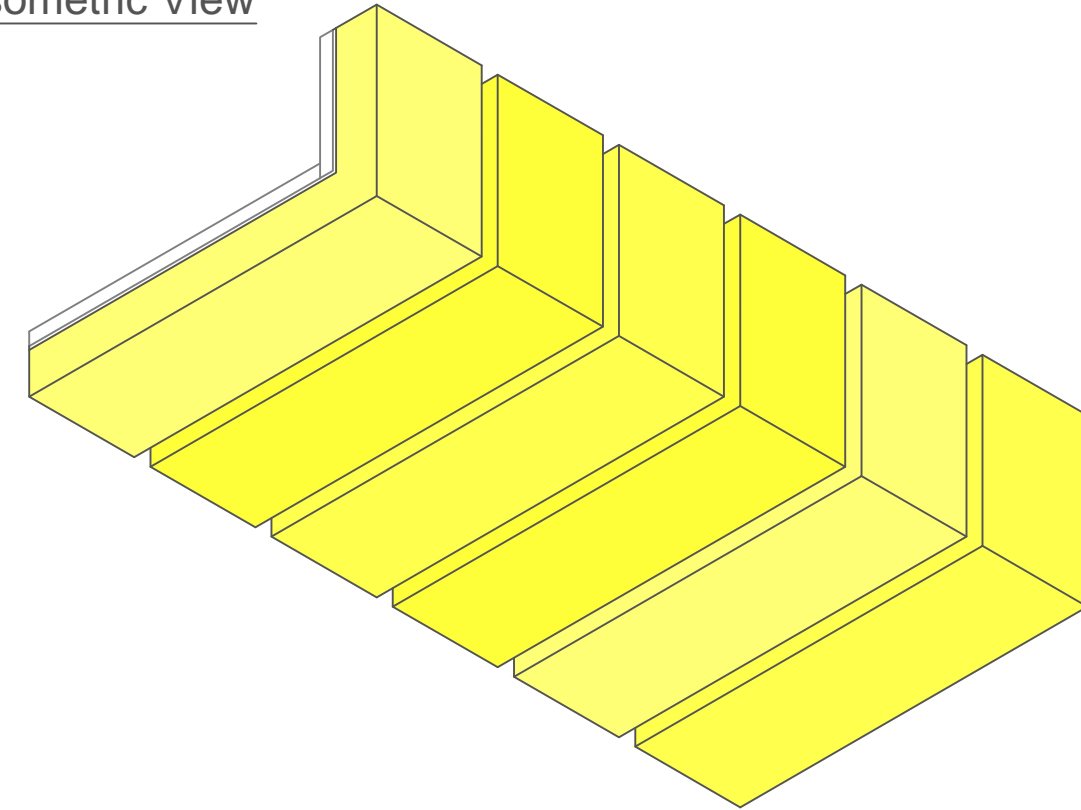
DISCLAIMER: FAB-CLADDING LIMITED ACCEPTS NO LIABILITY WITH RESPECT TO DRAWING ACCURACY OR QUANTITIES SHOWN. ALL DRAWINGS SHOULD BE APPROVED BY THE PROJECT PROFESSIONALS BEFORE PLACING ANY ORDER. CONTENTS OF THIS DRAWING REMAINS THE PROPERTY OF FAB-CLADDING LIMITED AND NO REPRODUCTION WITHOUT WRITTEN PERMISSION IS ALLOWED.

NOTES

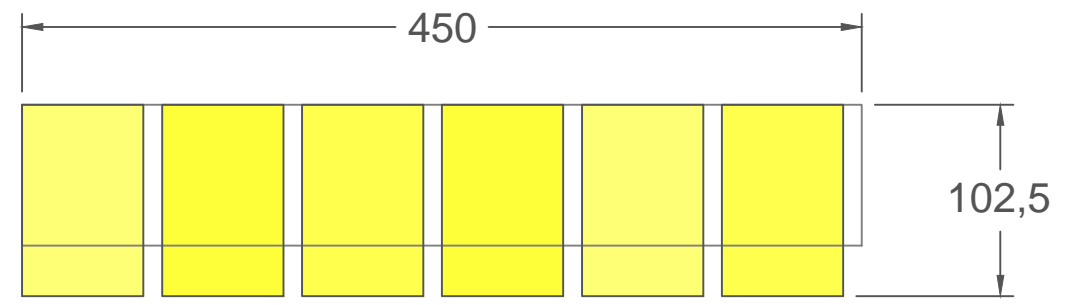
- 1. DO NOT SCALE FROM THIS DRAWING

NOTE

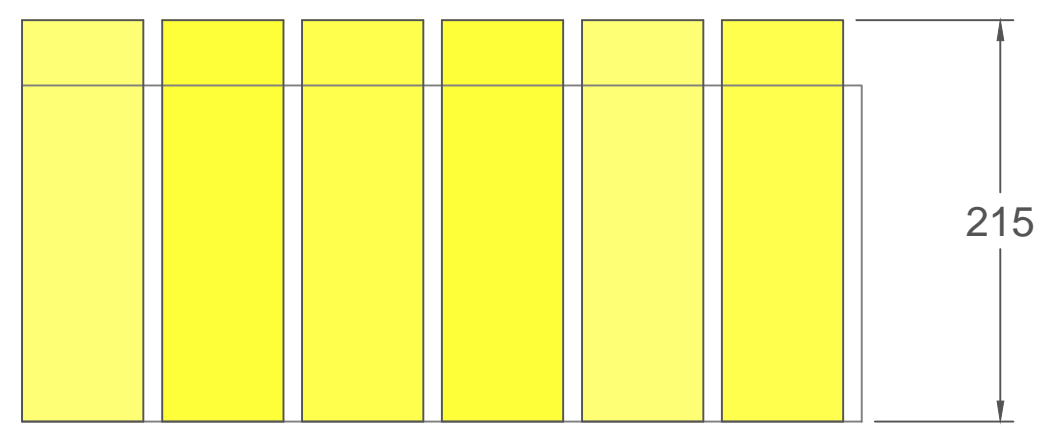
Isometric View



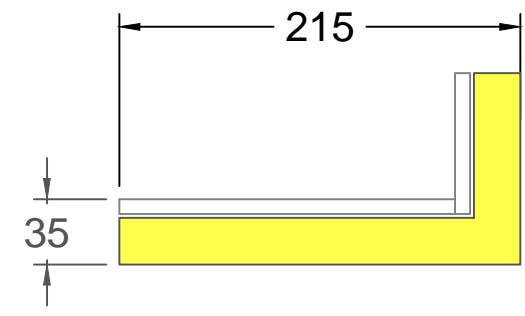
Front Elevation



Soffit View



End Elevation



REV	REV DATE	PURPOSE OF REVISION
	28-03-16	



[www.fab-cladding.co.uk](http://www.fab-cladding.co.uk)

Client  
**Pro-Clad 1**

Project  
**Standard Library**

Drawing Title  
**Pro-clad 1 panels.  
SOF102-450**

Status  
**FOR APPROVAL**

Scale  
As Noted at A1 | DO NOT SCALE

Date  
28-03-16

Dwg NO | Rev

This drawing is not to be used in whole or part other than for the intended purpose and project as defined on this drawing.