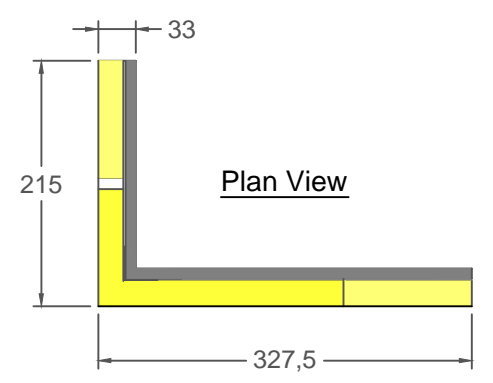
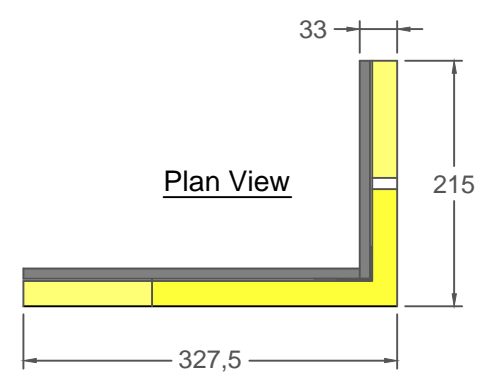


DISCLAIMER: FAB-CLADDING LIMITED ACCEPTS NO LIABILITY WITH RESPECT TO DRAWING ACCURACY OR QUANTITIES SHOWN. ALL DRAWINGS SHOULD BE APPROVED BY THE PROJECT PROFESSIONALS BEFORE PLACING ANY ORDER. CONTENTS OF THIS DRAWING REMAINS THE PROPERTY OF FAB-CLADDING LIMITED AND NO REPRODUCTION WITHOUT WRITTEN PERMISSION IS ALLOWED.

### Left and Right hand reveal units 102.327/337.450

NOTES  
1. DO NOT SCALE FROM THIS DRAWING

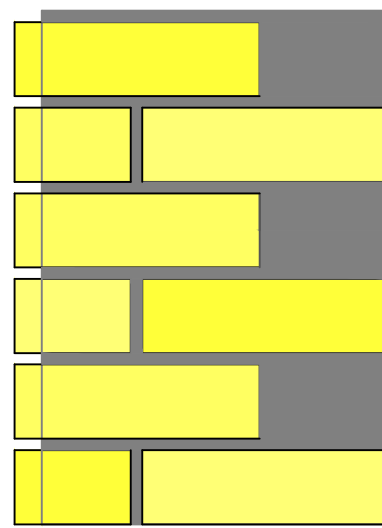
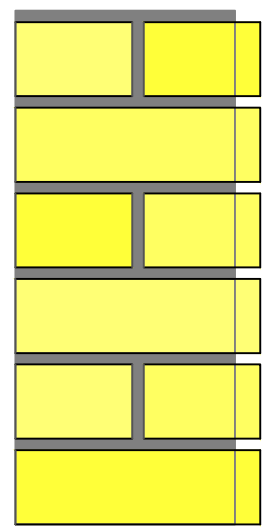
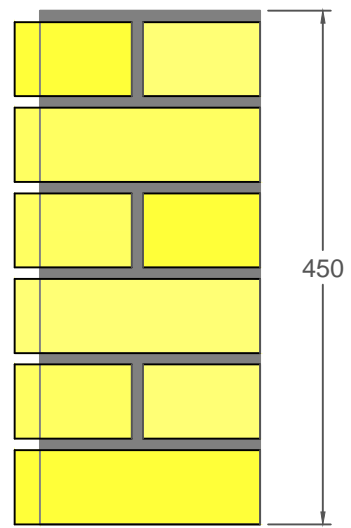
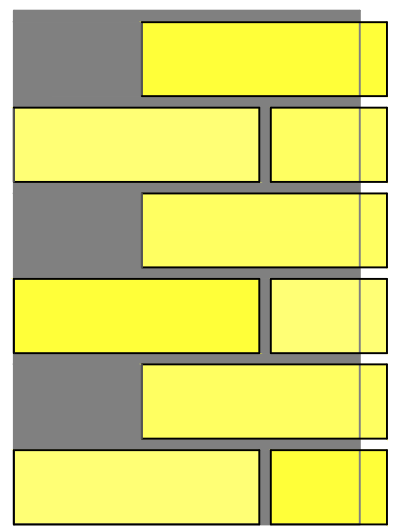


NOTE

Front Elevation

Reveal Elevations

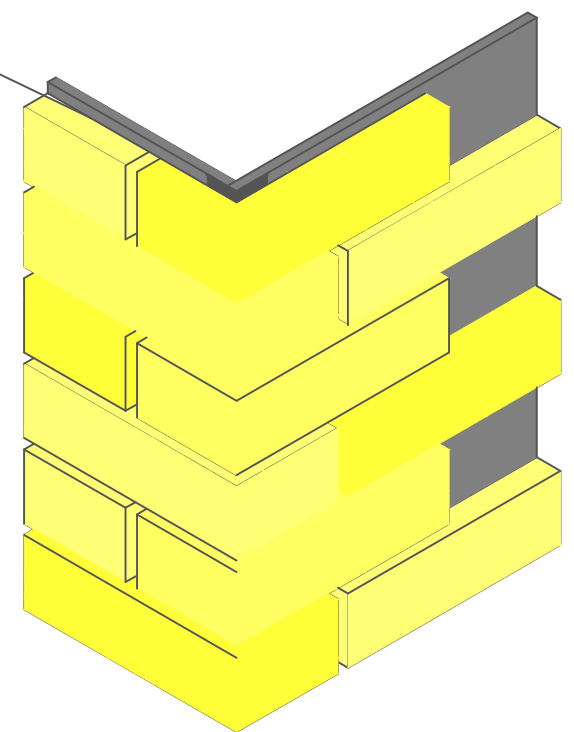
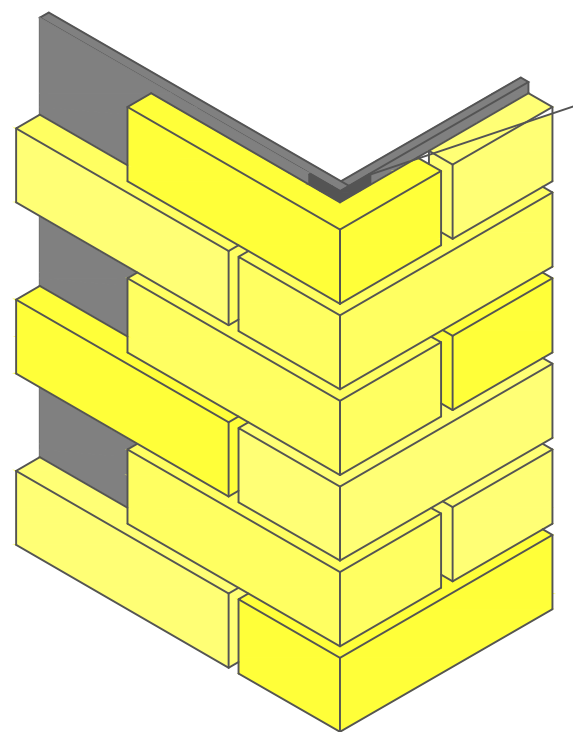
Front Elevation



Isometric. Left hand unit

Isometric. Right hand unit

30 x 30 x 1mm steel angle embedded within epoxy



REV	REV DATE	PURPOSE OF REVISION
	28-03-16	



www.fab-cladding.co.uk

Client  
Pro-Clad 1

Project  
Standard Library

Drawing Title  
Pro-clad  
PC1-REV-102.327.450

Status  
FOR APPROVAL

Scale  
As Noted at A1  
DO NOT SCALE

Date  
28-03-16

Dwg NO  
Rev

This drawing is not to be used in whole or part other than for the intended purpose and project as defined on this drawing.