

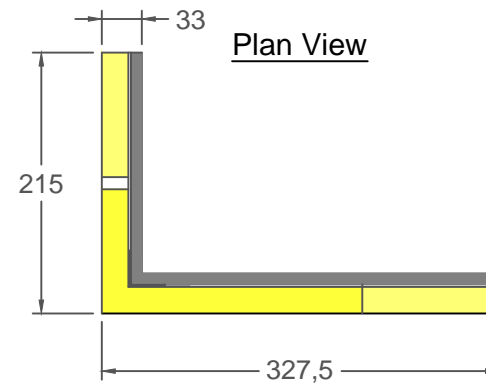
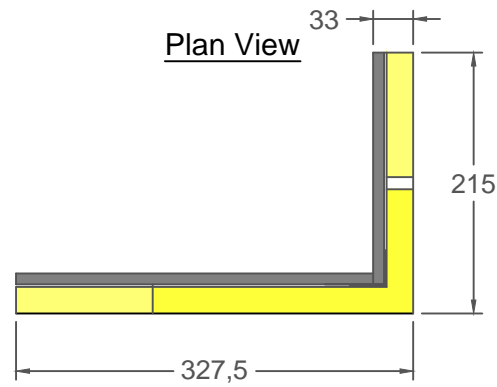
Left and Right hand reveal units 102.327/337.300

DISCLAIMER: FAB-CLADDING LIMITED ACCEPTS NO LIABILITY WITH RESPECT TO DRAWING ACCURACY OR QUANTITIES SHOWN. ALL DRAWINGS SHOULD BE APPROVED BY THE PROJECT PROFESSIONALS BEFORE PLACING ANY ORDER. CONTENTS OF THIS DRAWING REMAINS THE PROPERTY OF FAB-CLADDING LIMITED AND NO REPRODUCTION WITHOUT WRITTEN PERMISSION IS ALLOWED.

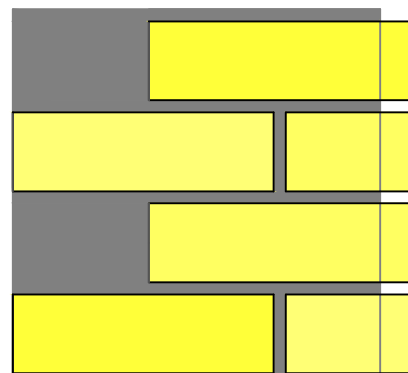
NOTES

1. DO NOT SCALE FROM THIS DRAWING

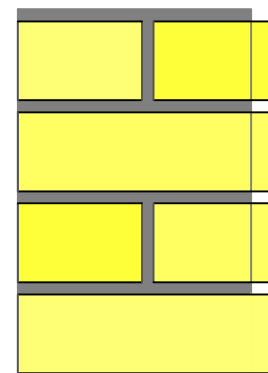
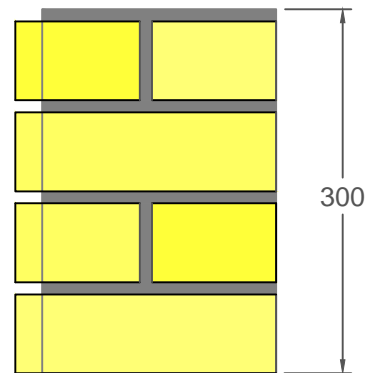
NOTE



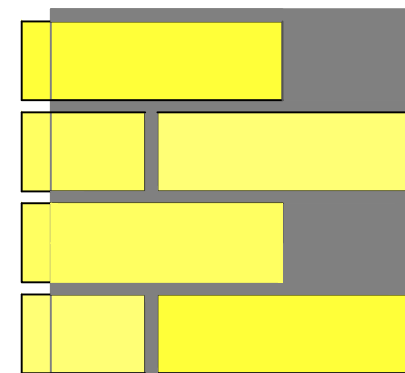
Front Elevation



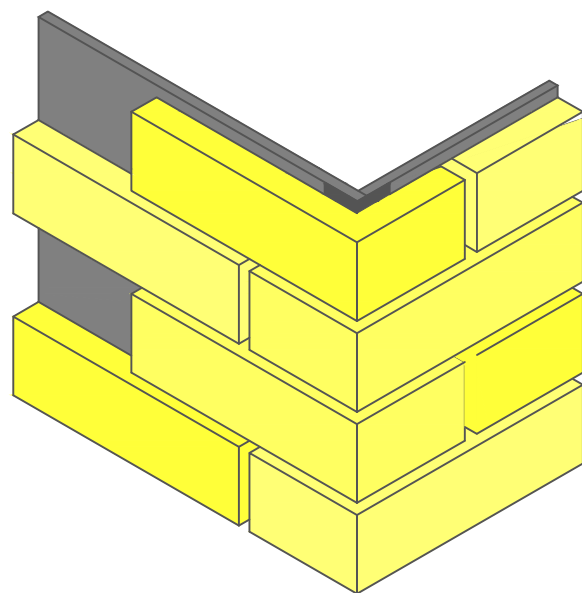
Reveal Elevations



Front Elevation

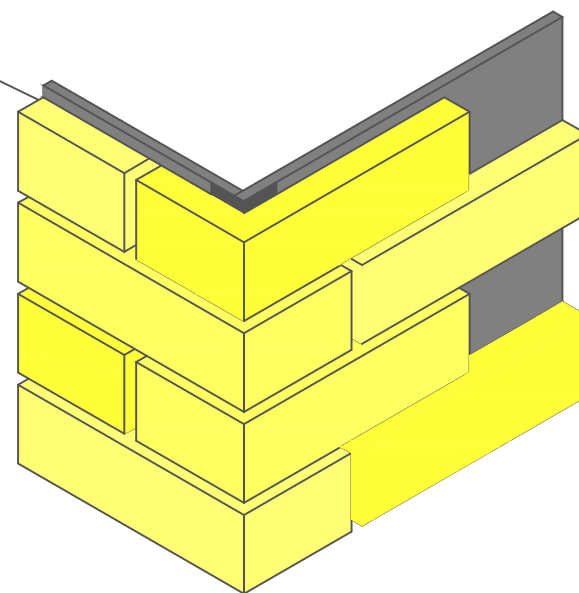


Isometric. Left hand unit



30 x 30 x 1mm steel angle embedded within epoxy

Isometric. Right hand unit



REV	REV DATE	PURPOSE OF REVISION
	28-03-16	



www.fab-cladding.co.uk

Client: Pro-Clad 1

Project: Standard Library

Drawing Title: Pro-clad 1 panels.
PC1-REV-102.327.300

Status: FOR APPROVAL

Scale: As Noted at A1 | DO NOT SCALE

Date: 28-03-16

Dwg NO: | Rev:

This drawing is not to be used in whole or part other than for the intended purpose and project as defined on this drawing.