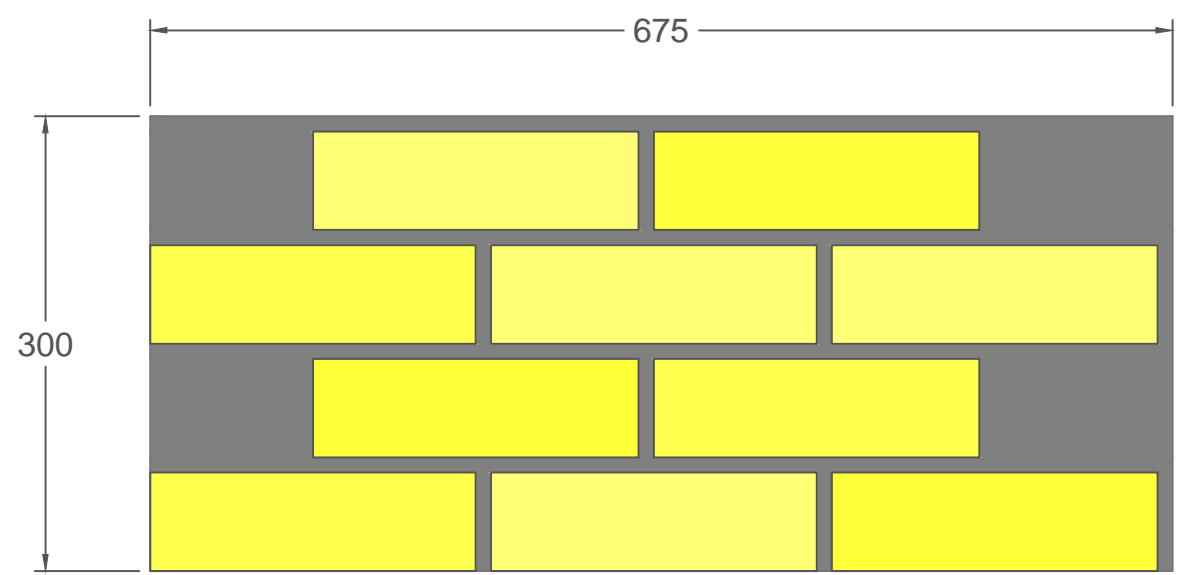
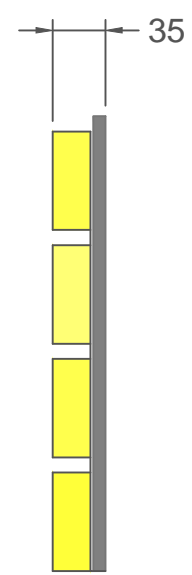


DISCLAIMER. FAB-CLADDING LIMITED ACCEPT NO LIABILITY WITH RESPECT TO DRAWING ACCURACY OR QUANTITIES SHOWN. ALL DRAWINGS SHOULD BE APPROVED BY THE PROJECT PROFESSIONALS BEFORE PLACING ANY ORDER. CONTENTS OF THIS DRAWING REMAINS THE PROPERTY OF FAB-CLADDING LIMITED AND NO REPRODUCTION WITHOUT WRITTEN PERMISSION IS ALLOWED.

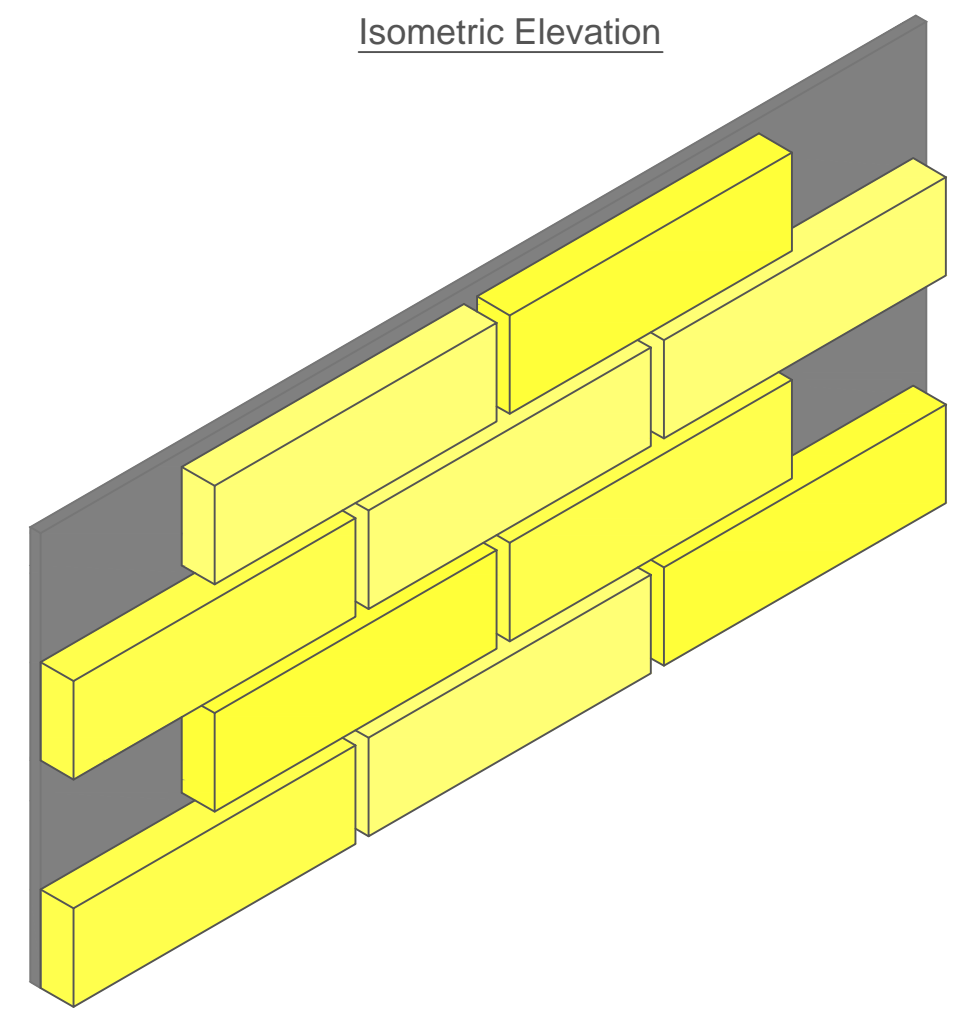
Front Elevation



End view



Isometric Elevation



NOTES

- 1. DO NOT SCALE FROM THIS DRAWING

NOTE

REV	REV DATE	PURPOSE OF REVISION
	28-03-16	



www.fab-cladding.co.uk

Client
Pro-Clad 1

Project
Standard Library

Drawing Title
**Pro-clad
PC1-MJ.RH&FP-675.300**

Status **FOR APPROVAL**

Scale As Noted at A1 DO NOT SCALE

Date 28-03-16

Dwg NO Rev

This drawing is not to be used in whole or part other than for the intended purpose and project as defined on this drawing.